



WE GROW HAIR INDY



transitions indy

Hair Restoration Guide

World-leading Medical and Non-surgical Hair Restoration Options

Why You Should Expect the Best in Hair Restoration.

We Grow Hair Indy and sister company, Transitions Indy, have specialized 100% in hair restoration for over 40 years. Many of our team have had their hair restored, so we understand the emotional impact of hair loss. People have visited us from all over the world for treatment because we stand apart as the gold standard for hair restoration. Our industry leading team of medical professionals provide solutions that are leading edge yet safe and effective.

Don't wait for your hair loss to go too far. Contact us today to schedule your free, private consultation.

Meet with one of our trained, friendly hair transplant professionals to discover your hair loss treatment options. You'll have the opportunity to meet with someone who has gone through treatment, visit our Indianapolis facility and receive a comprehensive hair and scalp analysis. You and the PAI Medical Indiana staff will privately discuss your hair loss and ongoing concerns, as well as undergo a thorough examination to evaluate your overall candidacy for hair restoration.

To schedule your free consultation, please reach out to us through any of the below:

Online: wegrowhairindy.com/contact/get-in-touch

Phone: 317-522-2995

Email: Lizzy@WeGrowHairIndy.com

Contents

Get Your Hair Back.....	1
Hair Restoration Solutions	3
Low-Level Laser Therapy (LLLT)	3
Platelet-Rich Plasma (PRP).....	5
Extracellular Vesicles Treatments.....	6
Non-Surgical Hair Restoration.....	7
Micropigmentation.....	8
Hair Transplant Options	9
Artas Robotic Hair Transplant.....	11
Multi-Unit Hair Grafting™	13
We Have the Answers	15
VIP Clients	17
See What Our Clients Have to Say	24

Stopping Hair Loss Before It Goes Too Far.

Why is waiting to do something about hair loss a bad idea? In a word: Progression. Miniaturized hairs are a telltale sign of advancing hair loss. Without a proactive treatment, many miniaturized hairs will fall out prematurely and never return.

PAI uses video microscopy to identify the presence of miniaturized hairs, low hair density, problematic skin conditions, and other factors that contribute to thinning hair. Once a patient's hair health has been analyzed, recommendations can be made as to the best solution for hair loss management and hair restoration.

If you have pattern baldness, it is extremely important to understand that the progression of hair loss is simply more hair loss. So the longer you wait, the worse it gets — unless you proactively do something to slow it down or stop it.

There are several FDA-approved and clinically proven nonsurgical options to combat the negative effects of genetic hair loss, such as Propecia®, Rogaine®, low-level laser therapy (LLLT), and platelet-rich plasma (PRP).

In the initial stages, pattern baldness is commonly noticed in the frontal hairline, temple area (sides of the forehead), and/or crown. If nothing is done to stop it, thinning will continue to progress.

In addition to preventative solutions, PAI offers hair restoration solutions as well. Just because you've let your hair loss go on longer than you should have doesn't mean you can't once again have a full head of hair.

Results or outcome may vary.

Progression Without Treatment

Studies show that many people lose **50%** of their hair before actually noticing that they've lost any hair at all. Pictured below is the progression of untreated hair loss in one short year. These photos clearly document hair loss that could have easily been prevented. Wouldn't it have been much better for this patient if his hair loss had been stabilized? By simply engaging in effective treatments, he could have reversed his pattern of hair loss and enjoyed an overall improvement to his hair health. Instead, he was faced with continued hair loss.

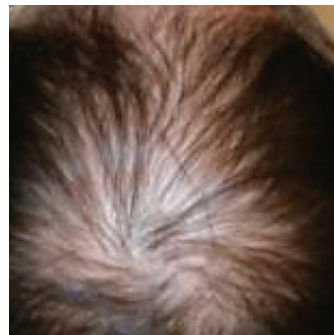
Before



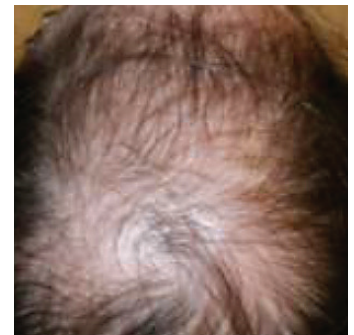
1 year later



Before



1 year later





The Natural Cycle of Hair

All human hair goes through a natural cycle of growth and dispersion. Everyone loses some hair every day. In fact, losing up to 100 hairs a day is normal. But if hair loss runs in your family, your hair loss could be permanent.



Anagen

This is the first stage of the hair cycle, where hair grows for an extended period of time averaging two to six years.



Catagen

This is the second stage of the hair cycle, where hair is in a temporary state lasting only two to three weeks before moving on to the telogen phase.



Telogen

This is the final stage of the hair cycle, where hair goes into a resting phase before falling out. This stage generally lasts for two to three months before the follicle produces a new hair and the growth cycle starts over.

Hair loss becomes apparent when the life of the hair is significantly shortened and enters the telogen phase prematurely.

Safe. Easy. Effective.

Widely recognized as the most effective nonsurgical way to treat early onset hair loss, low-level laser therapy is an FDA-approved treatment which uses a very specific laser light spectrum to regrow recently lost hair. It also improves the overall health and condition of thinning hair.

Patients using laser therapy begin to see results in as little as six to 12 weeks with consistent use.

Laser therapy works through the science of photobiostimulation. Hair lasers in the wavelength range of 670 to 690 nm stimulate the mitochondria of the hair cells to encourage cell reproduction, repair, and metabolism.

Did You Know?

Low-level laser therapy is...

- Completely safe
- Suitable for both men and women
- Stimulates hair rejuvenation at the cellular level
- Presents no adverse side effects
- Virtually painless
- Delivers noticeable results in as little as 6 weeks
- Relatively inexpensive
- Totally noninvasive

“ **LLLT is an important part of a good hair health and hair loss management program.** ”

— MICHAEL RAMSEY, PATIENT

Before



After



Before



After laser therapy





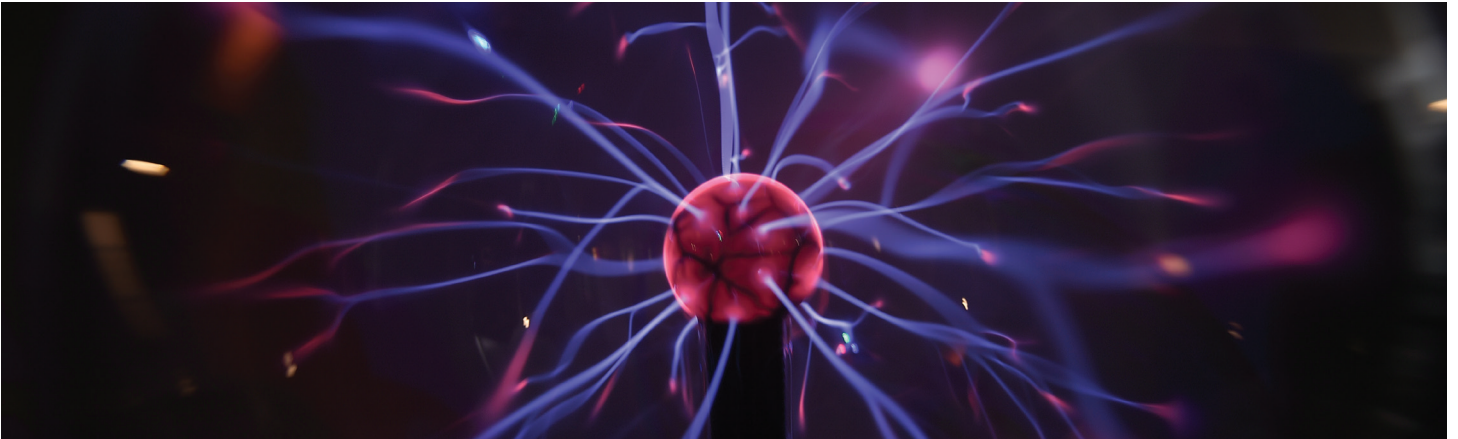
Additionally, low-level laser therapy treatments are fast, easy, and there is no downtime or post-treatment recovery process. It even offers tremendous benefits for hair transplant patients.

Hair transplant surgeon Jeff Waesche, M.D., says, “Patients who use LLLT after a hair transplant notice quicker healing and regrowth of their newly transplanted hair. We highly recommend LLLT for patients following hair transplant surgery.”

Low-level laser photons bathe and penetrate the entire scalp, which increases microcirculation of the blood supply to the hair follicles. This increases the number of red corpuscles that deliver life-giving oxygen and vital nutrients to the hair bulb.

Laser hair therapy helps protect and maintain existing native hairs that live in transplanted areas. Fullness, density, and the best cosmetic look is achieved with both hair transplant surgery and low-level laser therapy.

Growth Stimulated By Your Own Blood



As you may have seen on Good Morning America, platelet-rich plasma (PRP) is one of the newest hair loss treatments clinically shown to stimulate new hair growth while slowing down or even stopping hair loss altogether. For those with thinning hair, the main goal should be to catch hair loss early and maintain healthy growing hair for as long as possible. PRP is an excellent way to stave off the need for more aggressive solutions.

For a decade, PRP has been used by the NFL, NBA, and other professional sports organizations to treat soft tissue damage. PRP is even being used in many new areas of medicine and dentistry because of its restorative properties.

PRP+ A-Cell: The Dynamic Duo That Fights Hair Loss

Platelet-rich plasma/stem cell therapy contains many growth factors. When mixed with A-Cell (a healing powder also containing growth factors), it stimulates miniaturizing hair follicles at the cellular level. This revitalizes, repairs, and remodels damaged hair cells. It stimulates adult stem cells in damaged follicular tissues to produce improved hair growth, and significant improvement is possible with just a single treatment.

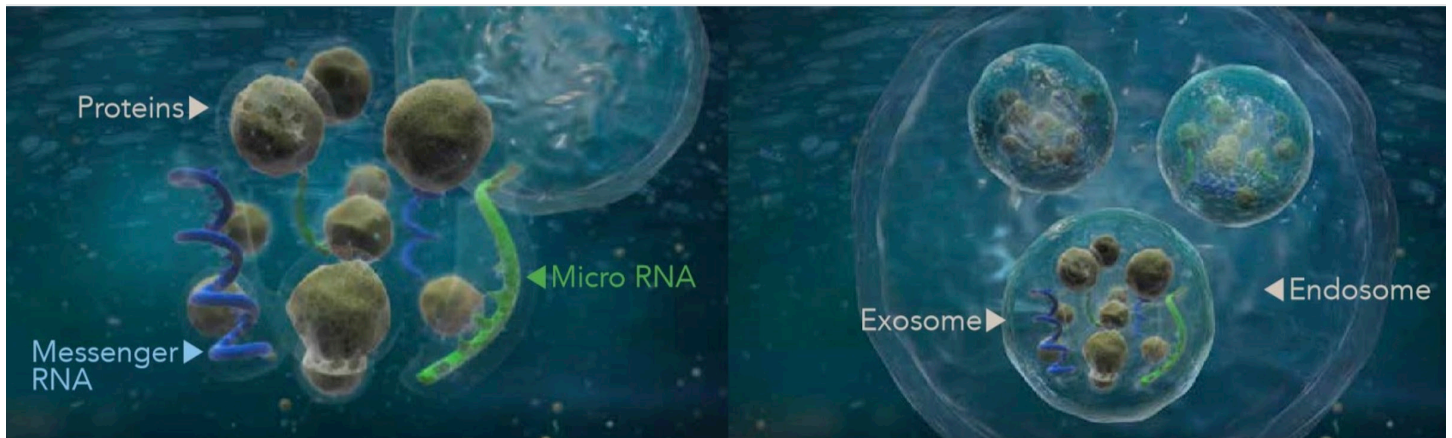
The process begins with a blood sample from the patient. The patient's blood is spun in a centrifuge to separate platelet-rich plasma from platelet-poor plasma. The platelet-rich plasma is mixed with A-Cell and injected into thinning areas. While results can be seen in as little as four to eight months, the best results take 10 to 12 months to appear.

Your practitioner may suggest additional treatments to keep hair growth flourishing. PRP can also be used during hair transplant surgery to optimize results. Leading hair transplant practices around the world now recommend this treatment in conjunction with surgery.



The patient's blood is spun in a centrifuge to separate platelet-rich plasma from platelet-poor plasma.

The Latest in Biotech Hair Restoration



We are thrilled to be one of the first in the country to offer extracellular vesicles treatments for hair restoration. Extracellular vesicles are messengers that deliver 1,000+ growth factor proteins in a single treatment. They are known to stimulate stem cell bioactivity and direct communication, while decreasing inflammation and activating your hair follicles.

Extracellular vesicles treatments have been clinically shown to help regenerate and regrow hair in both men and women. Patients have seen hair growth results in as little as three months!

Benefits:

- Treatment takes less than 45 min
- Can be used in combination with other hair loss modalities
- 1,000+ growth factor proteins in one treatment
- Less treatments than other solutions
- Virtually pain free
- No downtime
- Patients have seen hair growth in as little as three months

The Future of Hair Restoration



We use extracellular vesicles which are sourced from amniotic mesenchymal stem cells. These extracellular vesicles are cryofrozen and packaged in a sterile vial ready for use. The extracellular vesicles are mixed into a saline solution serum that is injected into the scalp, specifically to areas of thinning. Extracellular vesicles treatments take less than an hour, with no downtime.

We source our extracellular vesicles treatments from Direct Biologics. The concentrated levels of growth factors and cytokines that we use are collected from stem cells in a process that is FDA registered and inspected, and can be used for purposes ranging from healing and repair, to reducing inflammation, improving blood flow to follicles and stimulating new hair growth.

About Direct Biologics:

- Direct Biologics is a market leading innovator and science based biologics manufacturer of regenerative medical products.
- They are committed to quality and patient safety. Their manufacturing facility is an FDA registered CGMP facility that is compliant with the highest standard of processing and manufacturing controls.
- Direct Biologics' ExoFlo are a minimally-manipulated single-donor-per-lot tissue and contains no animal products, chemicals or drugs in the processing and isolation of the extracellular vesicles products.

Totally Natural. Completely Undetectable.



We offer non-invasive, non-surgical hair restoration solutions for both men and women. For people who experience a significant amount of hair loss/balding or for those who are unable to re-grow their own hair, a non-surgical replacement option will provide exceptional results.

A Natural Look

Unlike a “hairpiece”, “wig” or “toupee,” these options provide a natural look through innovative technology utilizing your own hair. You can have as little or as much hair added to your existing hair to obtain the look you desire.

Any Color, Any Style.

Our non-surgical hair restoration options offer a completely natural front hairline, age appropriate density and perfect color match. Moreover, the scalp appears normal and visible when the hair is parted, with an uninterrupted scalp. That is, there is no perceptible change in coloration, appearance or feel between the original hair and scalp and the hair and scalp that has been treated. Our non-surgical hair restoration options were developed through the efforts of Transitions International, the leader in hair replacement organization worldwide (of which Transitions Indy in Indianapolis, Indiana is a proud member). Unlike chemicals or surgery, non-surgical hair integration guarantees a significant increase in density.

Simulates Real Hair



Micropigmentation is an amazing new way to treat the appearance of hair loss. Also known as virtual hair, this unique approach to hair loss is offered at We Grow Hair Indy.

Using a highly advanced type of cosmetic coloring, the micropigmentist deposits specialized pigments into the top layer of the scalp to mimic hair follicles. This gives the appearance of a shaved head or “buzz cut.”

Micropigmentation is also used with patients who wear their hair longer but notice their scalp showing through

their hair. By using pigmentation, we can now minimize the appearance of the scalp showing through hair, which is why micropigmentation is a popular adjunct to hair transplantation.

Finally, micropigmentation is a great way to conceal scars on the scalp. Patients who want to minimize the appearance of scars from older, less sophisticated transplant procedures find micropigmentation to be an excellent option.

Before



After



Before



After



Two Types of Hair Transplants

If you make the decision to go with a hair transplant procedure to replace thinning hair, choosing the right procedure can be daunting. PAI is a great resource because we offer nearly every type of effective surgical and nonsurgical hair restoration option in order to meet the needs of all our patients. For hair transplants the question about which procedure is best is an age-old question. In reality, it depends on the individual and their specific needs.

1 Follicular Unit Extraction (FUE)

PAI's Choice for FUE

PAI Medical Group has chosen the ARTAS robotic FUE system over all other FUE devices. Precision in surgery is important. The ARTAS system is faster, more accurate, and the most advanced by a wide margin, making it the best FUE solution available today.

FUE Advantages:

- No linear scar
- Less downtime
- Minimally invasive

2 Follicular Unit Transplants (FUT)

PAI's Choice for FUT

Traditional follicular unit transplants cannot compare to PAI's specially developed **Multi-Unit Hair Grafting™** (MUHG) procedure. For patients who need the most hair possible or are concerned with cost, the MUHG™ procedure is the best choice hands down. It typically delivers up to double the hair density in the same period of time.

FUT Advantages:

- Shorter procedure
- Smaller investment
- Better preserved donor, more hair



A Word About PAI's Linear Scar

PAI Medical Group uses a special suture technique called a trichophytic closure, resulting in a very fine line that is extremely difficult to see even with short hairstyles.

FUE	ARTAS Robotic FUE	Handheld FUE	Reason
Cost	✓	✓	Comparable
Amount of Hair	✓	✗	ARTAS follicles are more robust and procedure is shorter, resulting in less hair attrition and better result.
Natural Results	✓	✗	ARTAS doesn't overharvest because of intelligent algorithms.
Transection	✓	✗	ARTAS doesn't get careless due to fatigue. Robotic analysis determines best angles and hairs to harvest.
Discomfort	✓	✓	Comparable
Length of Procedure	✓	✗	ARTAS harvests every 1.6 seconds, which is impossible with a handheld device.
No. of Procedures	✓	✗	ARTAS harvests more hairs per procedure; therefore, fewer procedures are needed.
Precision	✓	✗	Robotics facilitate precision never before imagined.

★ FUT	Multi-Unit Hair Grafting™	Traditional FUT	Reason
Cost	✓	✗	MUHG requires fewer procedures, which is more cost-effective.
Amount of Hair	✓	✗	MUHG results in DOUBLE the hair when compared to all other procedures.
Natural Results	✓	✗	MUHG uses multiple follicular unit grafts, which preserves bundles of hair in their original, more natural-looking formation.
Transection	✓	✗	MUHG requires less cutting and follicle manipulation, resulting in less transection.
Discomfort	✓	✓	Comparable
Length of Procedure	✓	✗	MUHG is the shortest hair surgery, taking nearly half the time of all other procedures (4-5 hours).
No. of Procedures	✓	✗	Patients need fewer procedures and many are satisfied with only one MUHG procedure.

Sophisticated and Safe

FOLLICULAR UNIT EXTRACTION (FUE)

PAI leads the nation in hair restoration technology. We were one of the first clinics to offer the ARTAS robotic system, and we were also one of the first to have two ARTAS-certified surgeons on staff.

PAI chooses to use the ARTAS system over Ellis, NeoGraft, and other FUE procedures because it is the most advanced FUE device available today.

This system uses highly advanced optics to analyze the angle and position of each hair at an impressive rate of 60 times per second.



Robotic FUE is the most precise follicular unit extraction process in the world.



JUSTIN JONES, PATIENT

Robotic Transplant Benefits:



No Linear Scar

This procedure produces minimal scarring compared to handheld FUE devices. An intelligent robotic algorithm prevents over harvesting in the donor area. And no linear scar means patients can wear their hair extremely short.



More Hair

ARTAS eliminates human fatigue, reduces transection (follicle destruction), and prevents hair attrition (follicle death caused by long surgery), resulting in maximum growth.



Precision and Reproducibility

ARTAS Artificial Intelligence™ algorithms identify and select the optimal hairs to be harvested while preventing over harvesting. With delicate precision, this physician-assisted technology consistently delivers high-quality, robust follicles with each and every procedure. The outcome is less transection and more hair.



Minimal Pain

The ARTAS procedure is virtually pain-free and post-op pain is minimal. The patient can resume most normal activities in just a few days.



Shorter Procedure

ARTAS is the fastest FUE procedure available, which allows the patient to enjoy a more comfortable procedure and optimal results.

Before



After



Before



After

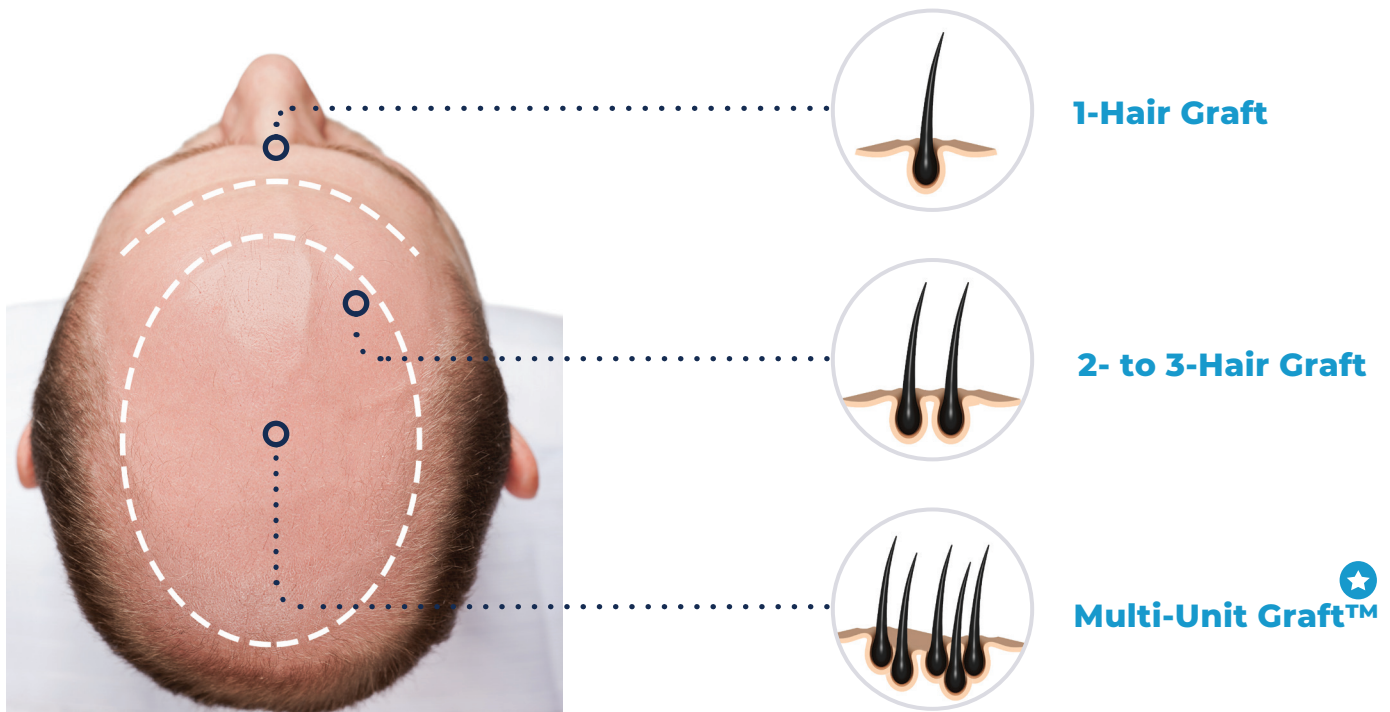


Multi-Unit Hair Grafting™: Our most popular procedure.

More Hair in One Session

PAI Medical Group developed and trademarked this extraordinary procedure, which uses a blend of surgical technologies and an array of different-sized hair groupings (grafts) to best fit an individual patient's needs.

The medical team places one-hair grafts in the frontal hairline for a soft, natural appearance. Next, two and three-hair grafts are placed behind the frontal hairline so that hair gradually becomes thicker in appearance. Finally, the Multi-Unit Hair Grafts™, which contain multiple hairs, are packed in tight to deliver double the density while maintaining a soft, natural appearance. This advanced technique achieves the desired density with fewer procedures, limiting inconvenience and cost.



Before

After



Before

After



Before



After



More Cost-effective

Multi-Unit Hair Grafting™ (MUHG) outperforms micro and follicular unit grafting by delivering double the hair density while maintaining soft, natural results. Ideal for patients with significant hair loss, nothing can compare to MUHG™. Because more hair can be transplanted in a single procedure, fewer procedures are needed to reach a patient's hair restoration goal.

Nearly Undetectable Linear Scar

All surgical procedures leave scars, but PAI's suture line can be a challenge to find. By using a special technique called trichophytic closure, the surgeon bevels the closure, allowing hair to grow back through the line while camouflaging its appearance. This method optimizes the donor for future procedures if needed. So, for those needing more hair, MUHG™ is an easy choice, considering the nearly invisible suture line and maximized density.

Before



After



Before



After



Top 5 Hair Transplant FAQs

1

Does it Hurt? | Responses: 166

People tend to experience little to no discomfort during the actual procedure. This is in direct contrast to the methods of yesteryear when pain-management techniques were more archaic and less efficient. The medical advancements associated with today's pain-management techniques ensure a comfortable and pleasing experience for a person undergoing a hair transplant procedure.

A mild sedative is administered before the procedure to help the patient feel at ease, while a local anesthetic is also administered in the area where the procedure is performed.

Some occasional mild sensitivity can be experienced the night after the procedure, limited to the donor area. A prescription for a pain reliever is given to most patients, but simple over-the-counter medicine usually takes care of what is only temporary discomfort for most people. Some patients will use a neck pillow for a few days after to help with sleep.

"I felt no pain at all. Slight itching and uncomfortable at the donor site for a short while afterwards. It is truly remarkable how pain-free it is."

- KEVIN

"No pain during the procedure. I did use a neck pillow for a few days after to help sleeping but everything went smoothly."

- RANDY

2

How Soon Can I Go Back to Work? | Responses: 167

The answer is, "sooner than you may think." Some variable factors do need to be taken into account. Your profession is one such variable. Strenuous activity, including working out, should be avoided for at least the first couple of weeks after the procedure to ensure you experience the best results possible, so if your job requires any strenuous activity, more recovery time may be required before you return.

But the typical amount of time needed away from work after a hair transplant procedure between one and three days.

"I had the procedure on a Thursday and was back to work on Monday."

- TOM

"I took 2 days off from work after the procedure but really didn't need to. I was more concerned with the appearance of my scalp. I wore a baseball cap for a week or so thereafter which caused no issues."

- SEAN

Visit [WeGrowHairIndy.com/top5questions/](https://www.wegrowhairindy.com/top5questions/) to read more.

3

How Natural Are the Results? | Responses: 168

Today's modern hair transplantation techniques are totally natural. The older "plug" or "corn row"-type procedures are no longer commonplace. The key to a natural result is tailoring the procedure to the hair type and needs of the individual. With our procedure, hairs are carefully placed to match the angle and pattern of existing hair. It is common to use a number of different graft types in any one procedure. This represents a huge jump forward from the old cookie-cutter approach, and ensures a natural and aesthetically pleasing result. It's also one reason PAI Medical is considered a hair growth and hair restoration authority.

"No question, the results are natural and completely amazing. People have a hard time believing I was going bald before. I have so much pride and confidence in my appearance and only regret not starting the process sooner."

- SEAN

4

Are the Results Permanent? | Responses: 146

Another way to phrase this would be, "If my hair fell out before, why won't the transplanted hair fall out, too?" Well, providing that an individual is a candidate, the results are typically permanent for the remainder of one's life. This is because the hair in the back area of the head (the donor area) is resistant to the DHT hormone that most commonly causes hair loss in other areas of the scalp. This DHT-resistant hair maintains that resistance for the rest of your life no matter where it is located on your head, meaning it also remains permanent when it is transplanted to new areas.

"I'm at my one year mark and my results seem to be only getting better. I haven't seen any hair loss in the areas that the transplants took place."

- BILLY

5

How Will I Look After the Procedure? Responses: 177

One of the best things about a hair transplant procedure is the short amount of downtime. Typically, patients will have some small scabs about the size of a large strawberry seed or a single small freckle, as well as a little bit of redness for the first few days. Then the redness begins to diminish to a light pink color and fades away within a week or so. Skin type also has a lot to do with it.

"I work in a very public position as a school administrator and as such I kept this confidential with my wife and in-laws. Since that point we have taken multiple vacations and numerous photos. Now when I see pictures on the wall next to my old photos I ask myself why I waited so long. My speaking engagements are led with more confidence and within the videos on Twitter I see myself as I did 10 years ago. By far, one of the best decisions I have made for my personal appearance."

- ROD

Rick DeMulling

Indianapolis' Rick DeMulling had a flourishing career as a professional football player for seven years. Rick was drafted in the seventh round in 2001 and debuted his professional football career in Indianapolis where he started for the team from 2002-2004. DeMulling finished his football career in 2007. Currently in his professional life he is owner of Keller Williams Brownsburg, co-owner of DeMulling and Slama Insurance, and is associated with Colts VIP Tailgate Events with Bullseye Event Group. Like many former professional athletes, looking your best wasn't a high priority until retirement and the prospect of being out in public. Being close friends with local sports broadcaster, JMV from 1070 The Fan and seeing what PAI had done for his hair, Rick came in to see what could be done for his hair loss. Rick is now on his journey to tackle hair loss and is getting his confidence back!

Day of Procedure

Like JMV, Rick selected to have our trademarked Multi-Unit Hair Grafting™ transplant procedure. He chose this procedure because he had a large area of loss that needed to be addressed. With this procedure we can transplant up to 3x the amount of hair and up to 2x the density in a single procedure compared to other known hair transplant methods. Rick's hair loss started at the hairline and went up through the top of the head into the crown. The physician started at the hairline, placing the micro and follicular grafts there first to create a strong hairline and more density throughout the top.

4 Months

Here you'll see photos of Rick four and seven months post his Multi-Unit Hair Grafting™ hair transplant procedure. At the four month mark we were seeing early stages of growth! Final results take 12 months, so Rick could expect about 50% more growth at this point.


"I'm not wearing a hat anymore and that's a huge deal."



Before

7 Months

Rick was thrilled with the fact that he didn't have to wear a hat everyday when we checked in with him seven months after his Multi-Unit Hair Grafting™ hair transplant procedure. Rick's wife says he has more hair now than when they dated! Check in on his VIP page at wegrowhairindy.com/results/vip/rick-demulling to see his final results!



After
4 months



After
7 months

Crate

With 15 years of radio experience, Crate came to Indianapolis from Nashville. His love of music discovery has helped him stay in touch with the alternative crowd. Crate doesn't just stop at being a radio host though. Not only does he handle ALT 103.3's PM drive, he also has amazing production skills—helping with imaging for the station as well. Crate has always been obsessed with his hair and messing with it in the mirror on a daily basis but started to realize there was less for him to mess with! For this very reason, Crate came to PAI Medical Group of Indiana to help him get his hair back.

Day of Procedure

Being a guy that is into all the latest technology, the ARTAS Robotic FUE hair transplant really appealed to him. The ARTAS FUE is the world's most advanced FUE method providing extreme accuracy and precision when extracting the follicles to be used for transplantation. You'll see in his photos that Crate's procedure permanently and naturally restored his hairline and density in the frontal



4 Months

To the right you'll see photos of Crate four and eight months post his ARTAS Robotic FUE hair transplant procedure. Check out the incredible progress Crate had at the four-month mark compared to his before pictures! After four months, Crate could still expect about 50% more growth since final results take 12 months. In the before photos, the marker represents the hairline design drawn in pre-procedure.

"I didn't expect to love it as much as I do. It's the best decision I've made in a long time."



Before

7 Months

Here you'll see Crate's amazing progress at 7 months post ARTAS Robotic FUE hair transplant. Crate said it's done a lot more for him psychologically than he thought. Don't forget to check out his VIP page at wegrowhairindy.com/results/vip/crate to see his final results!



Kevin Freeman

“I used to have to wear a lot of hats, which is not the case anymore thanks to the We Grow Hair Indy team.”



Before

We Grow Hair Indy is going a little country, with Kevin Freeman! Kevin is a well known country DJ for WFMS 95.5 FM in the mornings and has been a co-host for Jim, Deb & Kevin Morning show since 1990. Furthermore, his morning show has been named Broadcast Personality of the Year two times by the Country Music Association and once by the Academy of Country Music. Kevin is active in his community and always meeting famous artists. Feeling confident and looking his best is important to him. Over the years he was losing more of his hair and was ready to do something about it, so he came to PAI to have the Multi-Unit Hair Grafting™ hair transplant procedure!

out wide into the stronger hair to allow for future hair loss. Density and impact is very important, so we used the Multi-Unit Hair Grafting™ technique so we could place multi-unit grafts from about the midpoint on, and used smaller grafts towards the front.

4 Months

Below you'll see photos of Kevin 4 and 12 months post his Multi-Unit Hair Grafting™ hair transplant procedure. At his 4 month check-in appointment, Kevin let us know he got a phone call from Jason Aldean letting him know they won the CMA award for large market personalities of the year. He was so excited to attend the upcoming award show and stand up on stage with good looking hair!

12 Months

Kevin's Multi-Unit Hair Grafting™ hair transplant and Platelet Rich Plasma (PRP) treatments worked together as a global approach to fill in his hair on the top of his head & crown. Kevin is thrilled with his final results. See more photos and videos of Kevin on his VIP page at wegrowhairindy.com/results/vip/kevin-freeman, including all his before and after photos and updates on his full journey.



Day of Procedure:

Kevin had a large area of loss from his crown through the top of his head, so he chose the Multi-Unit Hair Grafting™ procedure which was able to get him more coverage in a single procedure. Kevin had a Platelet Rich Plasma (PRP) treatment in addition to his transplant procedure in order to make the healing and recovery a little easier. Kevin had a common thinning pattern where you keep the frontal hairline in place and generally thin right through the top into the crown. We treated the entire area and transplanted

4 months

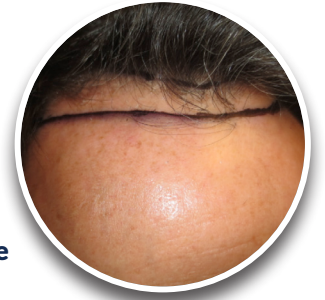


12 months



Paul Poteet

“Even after the one year mark, I still feel like it’s getting thicker.”



Before

You may know him by either his voice or his face. Paul Poteet (Mister Weatherman) came to us to get his hair back! Paul is a well known guy through many channels of media, whether it’s radio, TV or online. Over the years, Paul’s forecast became a bit cloudy, realizing that his hair was starting to disappear. Hearing his wife say that his face was getting a bit longer and that wasn’t due to gravity, Paul decided to do something about it!

Day of Procedure

Paul decided to have the Multi-Unit Hair Grafting™ hair transplant to redefine his hairline and fill in his crown. Like many others, Paul also had a Platelet Rich Plasma (PRP) treatment in addition to his transplant procedure to help with healing and recovery time. On the day of the procedure, the doctor first draws in the hairline based on facial structure, which takes a lot of experience and artistry. You’ll see that we brought Paul’s hairline down and strategically framed his face.

4 Months

At the 4 month mark, we have a follow-up appointment to check in on the early stages of new growth coming from the transplanted hairs. Paul has seen about 40% of growth at this stage. The Transplanted area thickens over the next 8 months or so.

12 Months

At his 12 month follow-up appointment, Paul opted to have another Platelet Rich Plasma (PRP) treatment. We took a global approach with Paul’s hair transplant procedure to ensure he retains his non-transplanted hair long term. While the transplanted hair is permanent, you still need to control loss of non-transplanted hair. PRP is clinically shown to stimulate hair growth and control the progression of future hair loss. It’s a fast and easy treatment with no down time. Check out Paul’s amazing hair transplant results below!



12 months

Before

After



Before

After



John “JMV” Gliva

“I wanted the most hair possible in a single procedure.”

As a well-known Indianapolis sports radio personality and host of The Ride with JMV, John was starting to grow tired of the constant on-air joking and barbs about his hair loss. “While it was funny and part of the shtick of the show, I thought, you know, I don’t really like that, so I came to PAI to get it changed.” Since JMV was looking for the most hair possible in a single procedure, it was determined that our Multi-Unit Hair Grafting™ would give him the results he was looking for.

Day of Procedure

In addition to the Multi-Unit Hair Grafting™ procedure, John also chose to have the platelet-rich plasma (PRP) process performed to aid healing and recovery, and to help his existing non-transplanted hair. JMV’s procedure was performed by PAI’s senior physician, who has done over 5,000 procedures, was a co-developer of Multi-Unit Hair grafting™, and performs all the procedures here at our state-of-the-art Indianapolis facility. John’s hair loss pattern was contained to the crown as well as some thinning through the top of the head.

Day of procedure



Before



After



5 Months

Here we check in with John and his progress after around five months of growth. Like a typical case, John has around 50% growth at this stage. Final results typically take about 12 months after the procedure.

5 Months

After



Final Results

Multi-Unit Hair Grafting™ treatments were able to produce a natural and dense final result because the grafts allow for more hair per square centimeter. And JMV couldn’t be happier with his final results. No more jokes about hair loss on the show. Just his own real hair, just like things used to be.

Dave “Gunner” Gundaker

“I wanted to get the youthful 35-year-old Gunner back.”

As one of the highest profile radio DJs in Indiana, Dave “Gunner” Gundaker, of Q95 and Stuck & Gunner fame, is one of the most well-known voices in radio. In terms of his hair loss, as Gunner said, “I got tired of wearing hats all the time.” He wanted to feel like his old self, and getting his hair back was just what he was looking for. As a celebrity, Gunner could have chosen to have his procedure done anywhere, so we are very proud he chose PAI and joined the thousands of other men and women we have helped over the years.

Day of Procedure

Gunner had a large Multi-Unit Hair Grafting™ procedure done—we rebuilt his hairline and worked all the way through to his crown. His hairline was receding as well as diffusing up, and in addition he was experiencing advanced thinning through the top of the head back into a small thinning area in the crown. During the procedure, the physician artistically placed the micro and follicular grafts to recreate a more youthful hairline and provide more density throughout the top and the crown using Multi-Unit Grafts™, which are unique to PAI Medical Group.

5 Months

As we check back in with Gunner at five months, this is when a lot of the fun starts to happen. At this point his results are approximately 45%-50% of the final expected growth, and in the next seven months he begins to see much more growth and density.

5 months



Before



After



Day of procedure



Final Results

12 months after Gunner’s Multi-Unit Hair Grafting™ hair transplant procedure, he looks like his 35-year-old self again! He can finally put those hats into storage, except his trusty Butler Bulldogs hat—though that’s just to support his favorite team.

After



Don Stuck

Don Stuck truly is a one-of-a-kind individual and a jack of all trades. As a professional musician he has shared the stage with some of the biggest bands on earth. With 17 years of experience in numerous radio formats, he is now a full-time radio host for Indianapolis' Q95 and 97.5 Fox Sports. Don sought out PAI Medical Group after growing tired of hearing his on-air partner and friend, Gunner, brag about his PAI hair transplant. Adding insult to injury, some of Don's band members even threatened to take his guitar away from him if he didn't get his "rock-and-roll hair" back in place for future shows.

Day of Procedure

Like Gunner, Don chose our exclusive and state-of-the-art Multi-Unit Hair Grafting™ procedure. He had advanced thinning on the top of his head and his hairline was starting to diffuse upward. When the transplant was done the genetically permanent hair from the back of his scalp was then transplanted and placed in the balding areas. Don also chose to have PRP (platelet rich plasma) therapy done to ensure maximum healing in the donor site, exponentially increasing the healing process of the grafts in the recipient sites.

"I wanted what Gunner got."

Before



After



Don's Progression

Ever the showman, Don was happy to show us what he looked like at five days, ten days, and then four months post procedure. As you may notice, Don is a little thinner through the transplanted area—this is completely normal at this stage. All of his existing hair will grow back in as normal alongside his transplanted hair. At the four-month mark you begin to notice the early stages of new growth, at approximately 35-40% of growth at this stage. The complete timeline will take a full 12 months before getting to his final results.



Left side before



5 days after



10 days after



4 months after



Right side before



5 days after



10 days after



4 months after

See What Our Clients Have to Say

Sean D. ★★★★★

"Having tried so many different methods to deal with my hair loss prior to PAI, I was initially skeptical at my first visit. In retrospect, the only regret I have is having waited as long as I did to take advantage of the resources they had to offer. The results have been amazing. After 4 months, I've already seen the most amazing results for which I could ask. Thank to PAI, I no longer have to constantly worry about losing my hair. Friends and family have commented on how good I look and I've gained an infinite amount of confidence back. I would highly recommend PAI's grafting procedures to deal with hair loss once and for all."

Erik ★★★★★

"So happy I decided to do this. I'm a year post-op and I could not be happier with my results. The staff at PAI are exceptional and made everything easier for me throughout the process."

Pam ★★★★★

"No woman ever thinks that they will have to deal with hair loss. Ever since I found a solution to my thinning hair, I want to share with every woman, that they are not alone and Transitions has a solution!"

Cameron ★★★★★

"Darren and the staff are great! I chose Multi Unit Hair Grafting because you can get the procedure done in one setting. It is now 6 months post procedure and the results are amazing. If you are thinking about getting it done, don't wait any longer than you have to."

Marcia ★★★★★

"Laser hair therapy grew my hair back. This has made all the difference in my life. I can be me."

Mike A. ★★★★★

"I am very impressed. You have a great staff. The quality of the written materials I have received is quite good. As I write this, it's about 7 months and one week after my procedure, and the amount of new growth is substantial! You have easily exceeded my expectations. Thanks!!"

Nick H. ★★★★★

"Man, am I glad I made the decision to have this procedure! Results are amazing. People constantly compliment me. I can't wait to have my second procedure in a week. Darren was incredible. Dr. W was awesome. Everyone there is incredible! I cannot express enough how positive my experience was. If you have any doubts, read the messages. We are all thrilled with our results."

David ★★★★★

"I couldn't be happier with my results. The staff is great and Darren does a great job explaining your options and what to expect."

Anne B. ★★★★★

"I've not only gained hair, but my confidence, as well!"

We Have the Solution for You

The sooner you act, the better.

At We Grow Hair Indy and Transitions Indy, we understand the impact that losing your hair has on your confidence, and you should know that not all hair restoration solutions are created equal.

People have visited us from all over the world for treatment because we stand apart as the gold standard for hair restoration. We have been specializing in hair loss solutions for over 40 years, and are known for our unique, trademarked Multi-Unit Hair Grafting™ procedure as well as ARTAS robotic procedures and non-invasive, medically proven hair loss prevention.

Don't wait for your hair loss to go too far. Contact us today to schedule your free, private consultation with one of our hair transplant professionals!

Results or outcome may vary.